ELCO Lighting

Project Name:
Fixture Type:
Date:

2" STANDARD KOTO™ DOWNLIGHTING SYSTEM

5W-12.5W, 2400K-4000K, CT5, Sunset, or Human Centric.
Up to 1400 lm, 120V



THE KOTO™ SYSTEM

The high quality residential grade downlight with a 1.5" aperture with lumen output up to 1400 lumens. The quality driver built on top of the modules allows for simple product maintenance and updates

FEATURES

- Integral 120V, Triac/ELV dimmable driver on module for easy maintenance and upgrades
- 10°, 18°, 25°, 38°, 60°, and 90° beam angle options
- Excellent color rendering 95+ CRI
- Title 24 JA8-2025 E-Compliant
- ENERGY STAR Compliant
- Covered by U.S. PATENTS and Patents Pending

SET UP

1. Select a New Construction Housing
2. Select a Standard Koto™ LED Module.
3. Select a Trim.

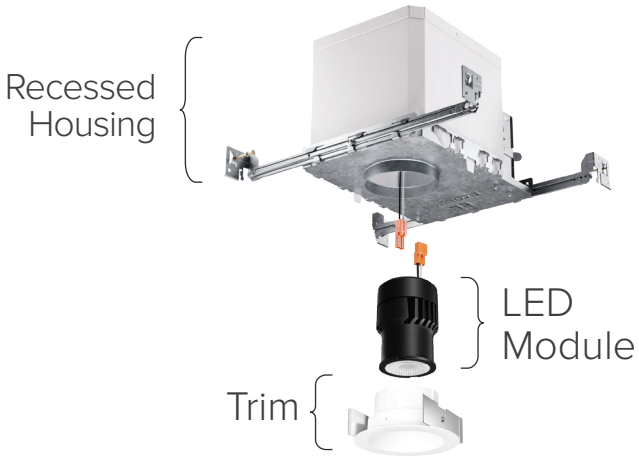

SPECIFICATIONS

Lumens/Wattage	350 lm (5W), 750 lm (10.5W), 850 lm (10.5W), 950 lm (10.5W), 1000 lm (12.5W), 1150 lm (12.5W), 1350 lm (12.5W)
Voltage	120V
Color Temp.	2400K, 2700K, 3000K, 3500K, 4000K, CT5, Sunset, or Human Centric
CRI	95+
Damp Location	UL Listed Adjustable Trims
Wet Location	UL Listed Fixed Trims
Dimming	Triac/ELV (5%)
Beam Angle	10°, 18°, 25°, 38°, 60° & 90°

Finishes

All White | All Black | All Bronze

Black White Ring | Haze White Ring

2042 E. Vernon Ave., Vernon, CA 90058 • Tel (323) 231-2600 Fax (323) 231-3200 • elcolighting.com
© ELCO Lighting 2025. All rights reserved • RV1 April 2025 • ELCO Lighting reserves the right to make specification and design changes without notice.

PRODUCT NUMBER BUILDER

STEP 1. Specify Housing part number (Select one) Example: EL276ICA

IC AIRTIGHT RECESSED HOUSINGS

ITEM	STYLE	ICA	OPTIONAL EMERGENCY BATTERY BACKUP
EL2			
EL2	**Maximum Adjustability New Construction Housing**		
	76[1] Max. Adjustability New Construction (5 ½″ Height) **50**[1,2] Shallow Max. Adjustability New Construction (3 ½″ Height)	**ICA** IC Airtight	**(Blank)** No Battery Backup **-EM5**[3] 90 min., 25W MAX
	[1] Accommodates up to ⅝″ ceiling thickness. ELK2X-125 extends collar for ceiling thickness up to 1 ¼″ [2] For shallow housing compatible trims look for this icon: S		[3] Access from above required
	New Construction Housing for 2-Hr Fire Rated Ceilings		
	76JB[1,2,4] Max. Adjustability New Construction 2-Hr Junction Box (4″ Height)	**ICA** IC Airtight	**(Blank)** No Battery Backup
	[1] Accommodates up to ⅝″ ceiling thickness. ELK2X-125 extends collar for ceiling thickness up to 1 ¼″ [2] Not available with battery backup. [4] For EJB Compatible trims look for this icon: EJB COMPATIBLE		

2″ Extension Collar for Koto Housings	
ELK2X-125	Extends collar for ceiling thicknesses up to 1.25″

© ELCO Lighting 2025. All rights reserved • RV1 April 2025 • ELCO Lighting reserves the right to make specification and design changes without notice.

PRODUCT NUMBER BUILDER

STEP 2. Specify Koto™ LED Module part number (Select one) Example: ELK0730

ITEM	LUMENS/WATTAGE		COLOR TEMPERATURE		BEAM ANGLE	
ELK						
ELK	**Standard Koto™ LED Module**					
	03[1,2]	350 lm (5W)	**24**	2400K	**(Blank)**	38°[5]
	07[1]	750 lm (10.5W)	**27**	2700K	**-S**	18°
	09[1]	950 lm (10.5W)	**30**	3000K	**-N**	25°
	11[1]	1150 lm (12.5W)	**35**	3500K	**-W**	60°
	13[1]	1350 lm (12.5W)	**40**	4000K	**-E**	90°[6]
			SD[3]	Sunset		
			HC[4]	Human Centric		
	08[1]	850 lm (10.5W)	**CT5**	CCT Switch: 2700K, 3000K, 3500K, 4000K, 5000K		
	10[1]	1000 lm (12.5W)				
	[1] 120V, Triac/ELV dimming [2] Available in 2700K & 3000K		[3] Sunset, Dim to Warm technology, dims from 3000K to 1800K. Available with ELK09 & ELK11 only [4] Human Centric, Dim to Warm technology, dims from 4000K to 2200K. Available with ELK11 module only		[5] 38° installed on module with 25° & 60° included in the box [6] 90° available with frosted reflector only	
	10° Narrow Spot Koto™ LED Module					
	03[1]	350 lm (5W)	**27**	2700K	**-NSP**[7]	10°
	08[1]	850 lm (10.5W)	**30**	3000K		
	[1] 120V, Triac/ELV dimming				[7] 10° installed on module, field changeable 25° & 38° lens included in box	
	Standard Koto™ FOCUS LED Module					
	07[1]	720-860 lm (10.5W)	**27**	2700K	**-FC**[8]	18°-50°
			30	3000K		
			35	3500K		
			40	4000K		
			SD[3]	Sunset		
	[1] 120V, Triac/ELV dimming		[3] Sunset, Dim to Warm technology, dims from 3000K to 1800K		[8] **Adjustable Focus** offers 18°-50° with a twist of the snoot.	

Field Changeable Secondary Module Optics (Not Compatible with Koto Focus Module)											
L45 Black Hex Louver	**L57** White Hex Louver	**L46** Linear Lens	**L47** Spread Lens	**L49** Frosted Diffuser	**L51** CCT Reducer	**L52** Blue Color Shifter	**L53** Pink Color Shifter	**L54** Single Asymmetric	**L55** Double Asymmetric	**L50W** White Snoot	**L50B** Black Snoot

Koto Modules - Lumen Value Multiplier			
CCT	Multiplier	Beam Angle	Multiplier
2700K	0.96	**18°**	0.84
3000K	1	**25°**	0.89
3500K	1.05	**38°**	1
4000K	1.085	**60°**	1.065
5000K	1.1	**90°**	0.95
SD	0.80		
HC	0.85		

© ELCO Lighting 2025. All rights reserved • RV1 April 2025 • ELCO Lighting reserves the right to make specification and design changes without notice.

PRODUCT NUMBER BUILDER

STEP 3. Specify Trim part number (Select one)

2″ KOTO™ ROUND TRIMS



Style: **Fixed Deep Reflector**

Item: **ELK2818W** (All White)
ELK2818BB (All Black)
ELK2818BZ (All Bronze)
ELK2818B (Black/White Ring)
ELK2818H (Haze/White Ring)



Style: **Adjustable Reflector**

Item: **ELK2829W** (All White)
ELK2829BB (All Black)
ELK2829BZ (All Bronze)
ELK2829B (Black/White Ring)
ELK2829H (Haze/White Ring)



Style: **Adjustable Pinhole**

Item: **ELK2827W** (All White)
ELK2827BB (All Black)
ELK2827BZ (All Bronze)
ELK2827B (Black/White Ring)



Style: **Curved Reflector**

Item: **ELK2872W** (All White)
ELK2872B (All Black)



Style: **Adjustable Gimbal**

Item: **ELK2888W** (All White)
ELK2888B (All Black)
ELK2888BZ (All Bronze)



Style: **Sleek Reflector**

Item: **ELK2863W** (All White)
ELK2863BB (All Black)



Style: **Sleek Lensed Wall Wash Reflector**

Item: **ELK2883W** (All White)
ELK2883BB (All Black)

2″ KOTO™ SQUARE TRIMS



Style: **Fixed Deep Reflector**

Item: **ELK2518W** (All White)
ELK2518BB (All Black)
ELK2518B (Black/White Ring)



Style: **Adjustable Reflector**

Item: **ELK2529W** (All White)
ELK2529BB (All Black)
ELK2529B (Black/White Ring)



Style: **Adjustable Pinhole**

Item: **ELK2527W** (All White)
ELK2527BB (All Black)
ELK2527B (Black/White Ring)



Style: **Square Reflector**

Item: **ELK2541W** (All White)
ELK2541BB (All Black)
ELK2541B (Black/White Ring)



Style: **Adjustable Pinhole**

Item: **ELK2588W** (All White)
ELK2588B (All Black)
ELK2588BZ (All Bronze)

2″ KOTO™ ROUND TRIMLESS



Style: **Adjustable Trimless Reflector**

Item: **ELK215W** (All White)
ELK215B (All Black)



Style: **Trimless Spackle Frame**

Item: **EL2SFR**
For use with ELK215

EJB COMPATIBLE Compatible trims for EJB Housings

(S) Compatible trims for Shallow Housings

© ELCO Lighting 2025. All rights reserved • RV1 April 2025 • ELCO Lighting reserves the right to make specification and design changes without notice.

PRODUCT DIMENSIONS

STANDARD KOTO™ IC AIRTIGHT RECESSED HOUSINGS

EL276ICA
MAXIMUM ADJUSTABILITY NEW CONSTRUCTION HOUSING

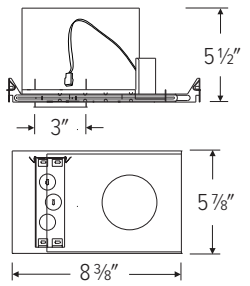



EL250ICA
SHALLOW MAXIMUM ADJUSTABILITY NEW CONSTRUCTION HOUSING

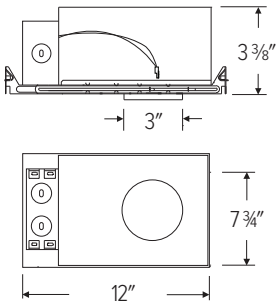



For compatible trims look for this icon

EL276JBICA
NEW CONSTRUCTION HOUSING JBOX FOR 2-HOUR FIRE RATED CEILINGS

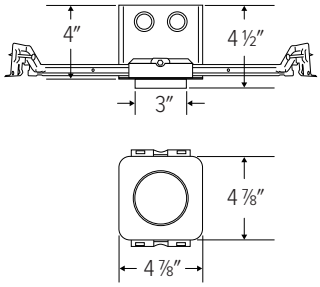



For compatible trims look for this icon EJB COMPATIBLE

STANDARD KOTO™ LED MODULES

ELK03/ELK07/ELK09/ELK11/ELK13/ELK08/ELK10
STANDARD KOTO™ LED MODULE

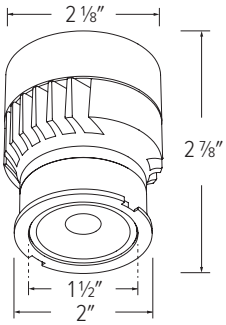



ELK0727-FC/ELK0730-FC/ELK0735-FC/ELK0740-FC/ELK07SD-FC
STANDARD KOTO™ FOCUS LED MODULE

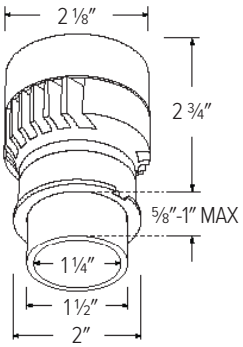



© ELCO Lighting 2025. All rights reserved • RV1 April 2025 • ELCO Lighting reserves the right to make specification and design changes without notice.

PRODUCT DIMENSIONS

KOTO™ TRIMS

ELK2818 - 2″ ROUND DEEP REFLECTOR

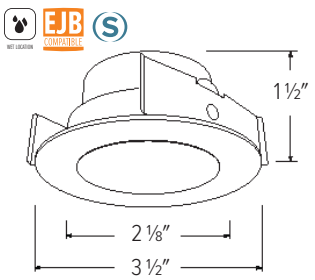



W (All White) **B** (Black/White)
BB (All Black) **H** (Haze/White)
BZ (All Bronze)

ELK2829 - 2″ ROUND ADJUSTABLE REFLECTOR

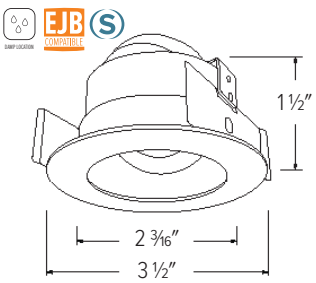

360° Rotation - 30° Tilt



W (All White) **B** (Black/White)
BB (All Black) **H** (Haze/White)
BZ (All Bronze)

ELK2827 - 2″ ROUND ADJUSTABLE PINHOLE

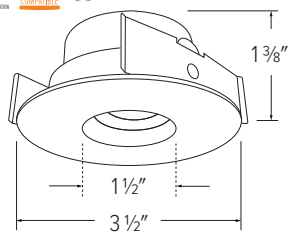

358° Rotation - 30° Tilt



W (All White) **BZ** (All Bronze)
BB (All Black) **B** (Black/White)

ELK2872 - 2″ ROUND CURVED REFLECTOR

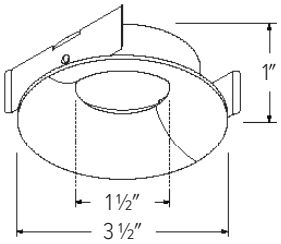



W (All White)
B (All Black)

ELK2888 - 2″ ROUND GIMBAL

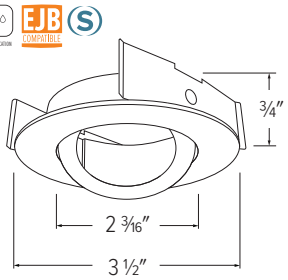

30° Tilt

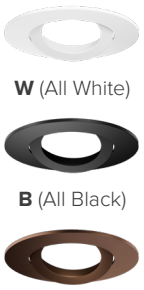

W (All White)
B (All Black)
BZ (All Bronze)

ELK2863 - 2″ ROUND SLEEK REFLECTOR

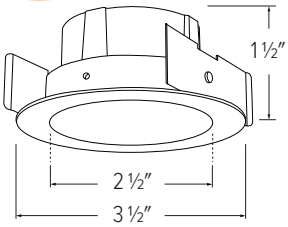



W (All White)
BB (All Black)

ELK2883 - 2″ ROUND SLEEK LENSED WALL WASH REFLECTOR

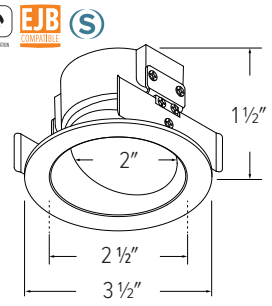



W (All White)
BB (All Black)

ELK2518 - 2″ SQUARE DEEP REFLECTOR

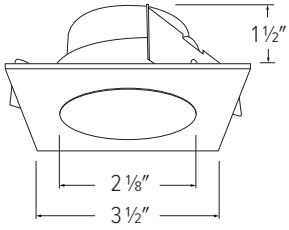



W (All White)
BB (All Black)
B (Black/White)

EJB COMPATIBLE Compatible trims for EJB Housings (S) Compatible trims for Shallow Housings

© ELCO Lighting 2025. All rights reserved • RV1 April 2025 • ELCO Lighting reserves the right to make specification and design changes without notice.

PRODUCT DIMENSIONS

KOTO™ TRIMS

ELK2529 - 2″ SQUARE ADJUSTABLE REFLECTOR

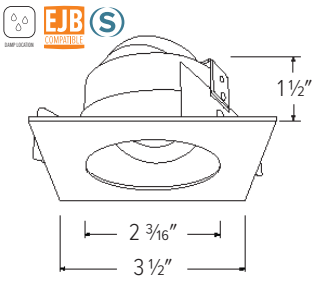

358° Rotation - 30° Tilt



W (All White)

BB (All Black)

B (Black/White)

ELK2527 - 2″ SQUARE ADJUSTABLE PINHOLE

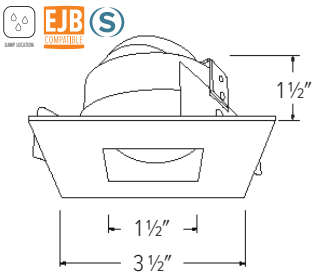

358° Rotation - 30° Tilt



W (All White)

BB (All Black)

B (Black/White)

ELK2588 - 2″ SQUARE GIMBAL

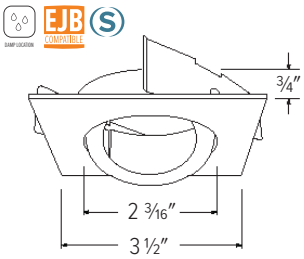

30° Tilt



W (All White)

B (All Black)

BZ (All Bronze)

ELK2541 - 2″ SQUARE REFLECTOR

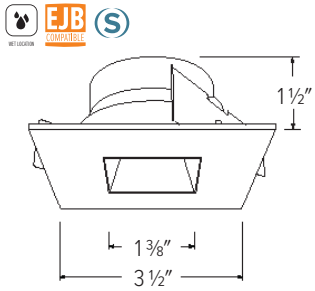



W (All White)

BB (All Black)

B (Black/White)

KOTO™ TRIMLESS

ELK215 - 2″ ROUND ADJUSTABLE TRIMLESS REFLECTOR

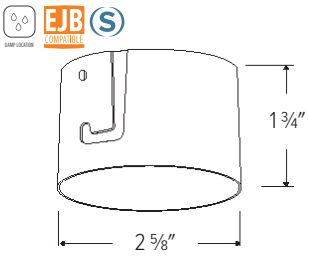

Requires EL2SFR (Sold Separately)



W (All White)

B (All Black)

EL2SFR - 2″ ROUND TRIMLESS SPACKLE FRAME

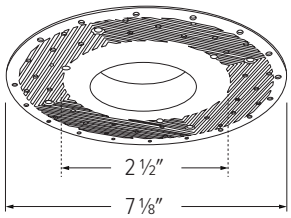

For use with ELK215



EJB COMPATIBLE Compatible trims for EJB Housings

(S) Compatible trims for Shallow Housings

© ELCO Lighting 2025. All rights reserved • RV1 April 2025 • ELCO Lighting reserves the right to make specification and design changes without notice.

ACCESSORIES

LENS & OPTICS (field changeable)

FIELD CHANGEABLE LENS		HEX LOUVER	LINEAR LENS	SPREAD LENS
				
EP731C (18°) / **EP732C** (25°) **EP733C** (38°) / **EP734C** (60°)	**EP739C** (90°)	**L45** (Black) / **L57** (White) For a better glare shield	**L46** For a wide rectangular illumination pattern	**L47** For a symmetrical broadening of light beams

FROSTED DIFFUSER	COLOR SHIFTERS	SINGLE ASYMMETRIC LENS	DOUBLE ASYMMETRIC LENS	SNOOTS
				
L49 For a softer light	**L51** (Color temp. reducer) **L52** (Blue) / **L53** (Pink)	**L54** For elliptical illumination pattern	**L55** For elliptical illumination pattern	**L50W** (White) / **L50B** (Black) Reduces glare and light spill

FIRE RATED PRODUCTS

1-HOUR FIRE ENCLOSURE FOR RECESSED FIXTURES	MICA ADHESIVE FIRE TAPE FOR FIRE ENCLOSURE	2-HOUR FIRE COVER FOR RECESSED FIXTURES
		
FIREENCL Standard - 9″ H x 20 ⅜″ L x 14 ⅜″ W **FIREENCL-S** Shallow (-S) - 7 ¼″ H x 16″ L x 14 ⅜″ W Provides fire barrier around recessed lights. ETL approved 1-hour fire rating. Meets UL 263, ASTM E119 Specifications. To be used with Mica Tape to seal the power feeding point. (FIRETAPE sold separately)	**FIRETAPE** ¾″ W x 16′ L Fire proof mica adhesive tape helps seal the power feeding point on Fire Enclosure. Offers outstanding high temperature and flame resistance, and provides excellent electrical insulation.	**FIRECVR** 9 ¾″ H x 17″ O.D. x 13″ I.D. Made of heat activated intumescent material. UL approved for most ceiling types: sheetrock drywall, gypsum & acoustical tiles. UL Rated enclosure stops flame spread and heat transmission for up to 2 hours.

EMERGENCY BATTERY BACKUP

EMERGENCY BATTERY BACKUP

KEM-ERT 90 minutes of emergency operation. Input: 100-277VAC, 50/60Hz., 25W Max Output: 170VDC, 25W Charging time: 36 hours cUL listed - Suitable for damp location

HOUSING ACCESSORY

2″ EXTENSION COLLAR

ELK2X-125 It allows the housing to install in ceiling thicknesses up to 1.25″

© ELCO Lighting 2025. All rights reserved • RV1 April 2025 • ELCO Lighting reserves the right to make specification and design changes without notice.

TECHNICAL DETAILS

Optics: Frosted polycarbonate module lens diffuses light evenly throughout while reducing glare with LED technology. Standard lens is shaterproof

Construction (Light Engine): Diecast aluminum body with heat fins allow for efficient cooling

Installation (Light Engine): Twist-on design for toolless trim installation. For use with standard Koto™ trims only. Can be use in 2″, 3″, 4″, 5″ and 6″ ELCO housings with quick connect base.

Hanger Bars: Pre-installed hanger bars with True Nail easy installation in regular lumber, engineered lumber, and laminated beams. Integral T-bar slots for easy installation in T-bars. Spans up 24″ and can be repositioned 90º. Score lines allow for tool-free hanger bar size reduction. Integral leveling flange allows for single-person installation while easily aligning the housings with the joists.

LED Technology: Extremely accurate Color Rendering Index of 95+. Lumen Maintenance of 50,000 hours L70 Life based on LM80 standardized test results. Superior Thermal Management by utilizing integrated heat sink. Instant On to Full Brightness technology. No LED pixilation.

Electrical: Module connects to 120V power supply. High efficiency driver with a power factor >0.9. Start time of less than 0.75 seconds.

Dimming: Works with 120V Triac/ELV type dimmers. Dims down to 5%. For full list of dimmers, refer to the Dimmer Compatibility List. Industry leading dimming that dims smoothly with no hot spots or flickering

Sunset: Sunset color temperature is our dim-to-warm LED technology that allows the color temperature to become warmer as the product is dimmed. Our SUNSET items start at 3000K and go as low as 1800K when dimmed. For Sunset dim technology be sure to order an item with "Sunset" in the Color Temperature (CCT) attribute.

Emergency Battery Pack: Optional 25W MAX. 90 minute battery backup.

Listings: UL and cUL Listed for Damp Locations. UL and cUL Listed for Wet Location with Wet location trims. RoHS Compliant. Meets Energy Star & California Title 24 JA8-2025-E standards.

Warranty: ELCO Products are built to last with a 5-year Limited warranty.

© ELCO Lighting 2025. All rights reserved • RV1 April 2025 • ELCO Lighting reserves the right to make specification and design changes without notice.

DIMMER COMPATIBILITY CHART

FOR REFERENCE ONLY

Testing conducted by ELCO Lighting is not a substitute for and does not imply certification by an independent laboratory or any other standards certification. Refer to manufacturer specifications for more detailed information on product certifications and standards. Consult the dimmer manufacturer prior to installation to ensure compatibility.

MANUFACTURER	PRODUCT	PART NUMBER	DIMMED LIGHT OUTPUT RANGE
120V - Triac/ELV Dimmers for ELK03, ELK07, ELK08, ELK09, ELK10, ELK11, and ELK13 Series			
Leviton	Decora SureSlide® Single Pole with Slide -to-Off	6672	15% - 100%
	Decora soft fade On/Off. Single Pole, 3-Way	1K35O2	5% - 100%
Lutron	Vive, 120V, 150W LED/CFL, 600W Incandescent/Halogen, FP, Single Pole/Multi-Location Dimmer, Commercial Application	MRF2S-6CL	12% - 91%
	Panel Model, Commercial/Residential Application, FP	GP (Harrier) Card	10% - 94%
	QS/Mailbox Power Module, 120/220 to 240V AC, LED/Incandescent/Halogen Load Type, Commercial/Residential Indoor Application, FP	LQRJ-WPM-6P	10% - 95%
	Grafik Eye 3000/HomeWorks, 120V, Incandescent/Fluorescent Load Type, Commercial/Residential Application, FP	HWI-WPM-6D-120	10% - 95%
	Panel Dimming Module, 120V, Commercial/Residential Application, FP	HW/LP-RPM-4U-120	10% - 95%
	Panel Adaptive Dimming Module, 120V, Commercial/Residential Application, FP	HW/LP-RPM-4A-120	9% - 95%
	HomeWorks® QS for CFL/LED, 120V, RP, Commercial/Residential Application	LQSE-4A1- DMQSE-4A1-D MQSE-3A1 MQSE-2A1-D	8% - 95%
	Energi Savr Node LED+ Phase Adaptive, Commercial Application, Reverse Phase, (Zone 1) (Zones 2-4)	QSN-4A5-S	8% - 95%
	Energi Savr Node LED+ Phase Adaptive, Commercial Application, Foward Phase, (Zone 1) (Zones 2-4)	QSN-4A5-S	10% - 97%
	RadioRA®2, 120V, 50/60-Hz, 150W LED or 600W Incandescent/Halogen, 3-Way & 4-Way, Residential Application	RRD-6CL	10% - 95%
	RadioRA®3, 120V, 250W LED/CFL or 500W Incandescent/Halogen, Single Pole, Multi-Location	RRST-PRO-N	10% - 95%
	HomeWorks® QS, 120V, 60-Hz, 150W LED/CFL or 600W Incandescent/Halogen/ MLV, Residential Application	HQRD-6CL(H2) HQRA-6CL(H2)	10% - 95%
	Homeworks QS, Residential Application, Reverse Phase	LQSE-4A-120-D	8% - 89%
	HomeWorks® for LED/Incandescent/Halogen loads, Reverse Phase, (Zone 1) (Zones 2-4)	LQSE-4A5-120-D	8% - 89%
	HomeWorks® for LED/Incandescent/Halogen loads, Foward Phase, (Zone 1) (Zones 2-4)	LQSE-4A5-120-D	10% - 100%
	Ariadni® C·L Single Pole/3-Way, 150W LED/CFL or 600W Incandescent/Halogen	AYCL-153P	10% - 100%
	Skylark Contour® C·L, Single Pole/3-Way, 150W LED/CFL or 600W Incandescent/ Halogen	CTCL-153P	10% - 100%
	Skylark® C·L Single Pole/3-Way, 150W LED/CFL or 600W Incandescent/Halogen	SCL-153P	10% - 100%
	Diva® Series 150W Single Pole/3-Way Dimmer	DVCL-153P	10% - 100%
	Skylark Contour® Single Pole/3-Way 1000W Incandescent/Halogen	CT-103P	10% - 100%

***NOTE: Refer to dimmer manufacturer's documentation for installation instructions and circuit details**

Disclaimer: Minimum and maximum loads for LEDs and CFLs are given in number of lamps and may vary depending on the lamp being used. Testing conducted by ELCO Lighting is not a substitute for and does not imply certification by an independent laboratory or any other standards certification. Refer to manufacturer specifications for more detailed information on product certifications and standards.

Integrating our lighting with your Smart Home System is a breeze. Simply check your Smart Home system for compatible smart switches and cross refrence that with our Dimming Compatibility Chart. Once the switches are integrated with your Smart Home system your lights will be ready to go.

amazon alexa | Google Assistant | Apple HomeKit | INSTEON | LUTRON | wemo

© ELCO Lighting 2025. All rights reserved • RV1 April 2025 • ELCO Lighting reserves the right to make specification and design changes without notice.

DIMMER COMPATIBILITY CHART

FOR REFERENCE ONLY

Testing conducted by ELCO Lighting is not a substitute for and does not imply certification by an independent laboratory or any other standards certification. Refer to manufacturer specifications for more detailed information on product certifications and standards. Consult the dimmer manufacturer prior to installation to ensure compatibility.

MANUFACTURER	PRODUCT	PART NUMBER	DIMMED LIGHT OUTPUT RANGE
120V - Triac/ELV Dimmers for ELK03, ELK07, ELK08, ELK09, ELK10, ELK11, and ELK13 Series			
Lutron	Skylark® Single Pole 300W ELV Preset Dimmer	SELV-300P	5% - 100%
	Skylark® Single Pole 600W Incandescent/Halogen, Slide-to-Off Dimmer	S-600P	5% - 100%
	Diva® 300W Single Pole/3-Way ELV Dimmer	DVELV-303P	10% - 100%
	Diva® 600W Single Pole Incandescent/Halogen Preset Dimmer	DV-600P	5% - 100%
	Ariadni® 600W Single Pole Magnetic Low Voltage Dimmer	AYLV-600P	5% - 100%
	Ariadni® 600W Single Pole/3-Way Incandescent/Halogen Dimmer	AY-603P	5% - 100%
	Maestro® 600W Single Pole/3-Way ELV Dimmer	MAELV-600	5% - 100%
	Maestro® C·L Single Pole/3-Way Dimmer. 150W Max for LED/CFL or 600W Max for Incandescent/Halogen	MACL-153M	10% - 100%
	Caséta® Wireless Dimmer	PD-6WCL	10% - 100%
SnapOne™ *MLV each transformer must be loaded to at least 50% of its maximum load	Control4® Centralized 8-Channel Adaptive Phase Dimmer, 120/277V AC, 50/60-Hz, 200W LED, 500W Fluorescent/CFL, 1000W Incandescent/Halogen/ELV/MLV*	C4-DIN-8APD	5% - 100%
	Control4® Centralized 8-Channel Forward Phase Dimmer, 100/120V AC, 50/60-Hz, 200W LED, 500W Fluorescent/CFL, 1000W Incandescent/Halogen/MLV*	C4-DIN-8FPD	25% - 100%
	Control4® Wireless Adaptive Phase Dimmer, 120V AC, 50/60-Hz, 120W LED, 300W Fluorescent/CFL, 600W Incandescent/Halogen	C4-APD120	23% - 100%
	Control4® Forward Phase Dimmer, 120V AC, 50/60-Hz, 200W LED, 500W Fluorescent/CFL, 1000W Incandescent/Halogen	C4-FPD120	4% - 100%
	Control4® Essential Forward Phase Dimmer, 120V AC, 60-Hz, 300W LED, 300W Fluorescent/CFL, 600W Incandescent/Halogen	C4-V-FPD120	1% - 100%

***NOTE: Refer to dimmer manufacturer's documentation for installation instructions and circuit details**

Disclaimer: Minimum and maximum loads for LEDs and CFLs are given in number of lamps and may vary depending on the lamp being used. Testing conducted by ELCO Lighting is not a substitute for and does not imply certification by an independent laboratory or any other standards certification. Refer to manufacturer specifications for more detailed information on product certifications and standards.

Integrating our lighting with your Smart Home System is a breeze. Simply check your Smart Home system for compatible smart switches and cross refrence that with our Dimming Compatibility Chart. Once the switches are integrated with your Smart Home system your lights will be ready to go.

amazon alexa | Google Assistant | Apple HomeKit | INSTEON | LUTRON | wemo

© ELCO Lighting 2025. All rights reserved • RV1 April 2025 • ELCO Lighting reserves the right to make specification and design changes without notice.

KOTO™ LED MODULE

PHOTOMETRIC REPORT

Product #: ELK0730
Wattage / Lumens: 10.6W / 813.8 lm
Luminaire LPW: 76.7 lm/W

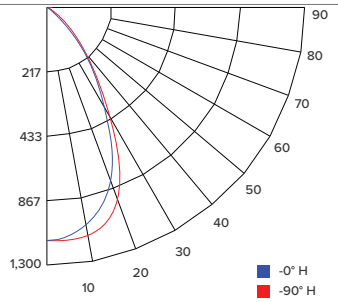

CANDLE POWER SUMMARY

Degress Vertical	0°
0	1186
5	1188
15	1004
25	536
35	254
45	93
55	27
65	12
75	6
85	3
90	1

ILLUMINANCE AT A DISTANCE

Distance to Target Plane	Center Beam Footcandles	Beam Diameter
4′	74.1	3.2′
6′	32.9	4.8′
8′	18.5	6.4′
10′	11.9	8.0′

ZONAL LUMEN SUMMARY

Zone	Lumens	%Luminaire
0-30°	580.1	71.3
0-40°	714.6	87.8
0-60°	797.0	98
0-90°	813.5	100

PHOTOMETRIC REPORT

Product #: ELK09SD
Wattage / Lumens: 10.9W / 605.1 lm
Luminaire LPW: 55.5 lm/W

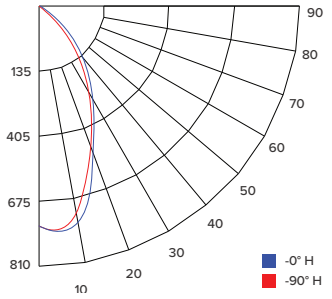

CANDLE POWER SUMMARY

Degress Vertical	0°
0	731
5	751
15	640
25	337
35	175
45	79
55	23
65	10
75	4
85	1
90	0

ILLUMINANCE AT A DISTANCE

Distance to Target Plane	Center Beam Footcandles	Beam Diameter
4′	45.7	3.1′
6′	20.3	4.7′
8′	11.4	6.2′
10′	7.31	7.8′

ZONAL LUMEN SUMMARY

Zone	Lumens	%Luminaire
0-30°	402.9	66.6
0-40°	510.3	84.4
0-60°	588.6	97.3
0-90°	601.9	99.5

PHOTOMETRIC REPORT

Product #: ELK1127
Wattage / Lumens: 12.5W / 1086.2 lm
Luminaire LPW: 86.9 lm/W

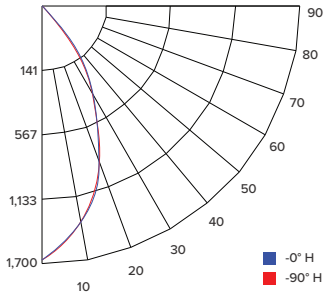

CANDLE POWER SUMMARY

Degress Vertical	0°
0	1606
5	1542
15	1297
25	723
35	338
45	128
55	42
65	17
75	8
85	3
90	1

ILLUMINANCE AT A DISTANCE

Distance to Target Plane	Center Beam Footcandles	Beam Diameter
4′	100	3.2′
6′	44.6	4.8′
8′	25.1	6.4′
10′	16.1	7.9′

ZONAL LUMEN SUMMARY

Zone	Lumens	%Luminaire
0-30°	757.2	70.6
0-40°	933.9	87.1
0-60°	1,045.2	97.5
0-90°	1,066.1	99.4

PHOTOMETRIC REPORT

Product #: ELK1330
Wattage / Lumens: 11.8W / 1312.2 lm
Luminaire LPW: 111.2 lm/W

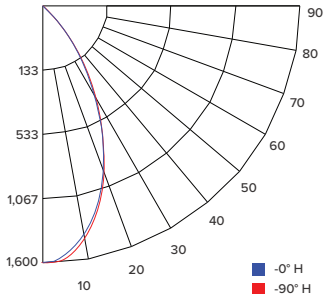

CANDLE POWER SUMMARY

Degress Vertical	0°
0	1575
5	1497
15	1224
25	824
35	377
45	142
55	35
65	9
75	2
85	1
90	0

ILLUMINANCE AT A DISTANCE

Distance to Target Plane	Center Beam Footcandles	Beam Diameter
4′	98.4	4.0′
6′	43.8	6.0′
8′	24.6	8.0′
10′	15.8	10.0′

ZONAL LUMEN SUMMARY

Zone	Lumens	%Luminaire
0-30°	879.8	67.1
0-40°	1,140.2	86.9
0-60°	1,298.7	99
0-90°	1,311.4	100

© ELCO Lighting 2025. All rights reserved • RV1 April 2025 • ELCO Lighting reserves the right to make specification and design changes without notice.

KOTO™ LED MODULE

PHOTOMETRIC REPORT

Product #: ELK08CT5 @3500K
Wattage / Lumens: 10.19W / 902.5 lm
Luminaire LPW: 88.5 lm/W

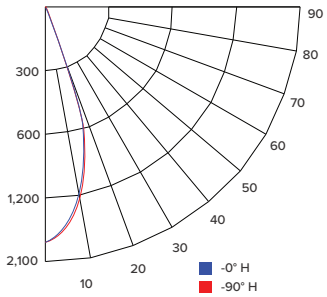

CANDLE POWER SUMMARY

Degress Vertical	0°
0	1999
5	1840
15	1126
25	372
35	83
45	35
55	20
65	11
75	7
85	6
90	6

ILLUMINANCE AT A DISTANCE

Distance to Target Plane	Center Beam Footcandles	Beam Diameter
4′	124.9	2.6′
6′	55.5	3.8′
8′	31.2	5.1′
10′	20.0	6.4′

ZONAL LUMEN SUMMARY

Zone	Lumens	%Luminaire
0-30°	720.4	79.9
0-40°	786.4	87.2
0-60°	835.1	92.6
0-90°	860.9	95.4

PHOTOMETRIC REPORT

Product #: ELK0830-NSP
Wattage / Lumens: 15.8W / 871.4 lm
Luminaire LPW: 55.1 lm/W

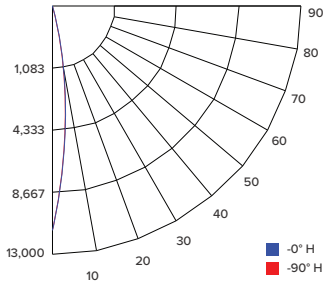

CANDLE POWER SUMMARY

Degress Vertical	0°
0	10979
5	4622
15	413
25	89
35	32
45	17
55	13
65	9
75	5
85	0
90	0

ILLUMINANCE AT A DISTANCE

Distance to Target Plane	Center Beam Footcandles	Beam Diameter
4′	686	0.8′
6′	305	1.2′
8′	172	1.6′
10′	110	2.0′

ZONAL LUMEN SUMMARY

Zone	Lumens	%Luminaire
0-30°	783.9	90.2
0-40°	809.4	93.2
0-60°	836.1	96.2
0-90°	852.2	98.1

PHOTOMETRIC REPORT

Product #: ELK10CT5 @4000K
Wattage / Lumens: 12.19W / 1043.6 lm
Luminaire LPW: 85.6 lm/W

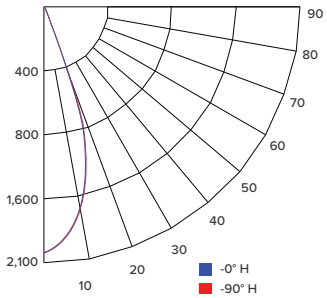

CANDLE POWER SUMMARY

Degress Vertical	0°
0	2348
5	2177
15	1349
25	455
35	101
45	41
55	22
65	12
75	7
85	5
90	5

ILLUMINANCE AT A DISTANCE

Distance to Target Plane	Center Beam Footcandles	Beam Diameter
4′	146.7	2.6′
6′	65.2	3.9′
8′	36.6	5.2′
10′	23.4	6.5′

ZONAL LUMEN SUMMARY

Zone	Lumens	%Luminaire
0-30°	849.4	81.4
0-40°	926.5	88.8
0-60°	981.4	94.1
0-90°	1,006.3	96.5

PHOTOMETRIC REPORT

Product #: ELK10CT5 @5000K
Wattage / Lumens: 12.3W / 1032.7 lm
Luminaire LPW: 83.9 lm/W

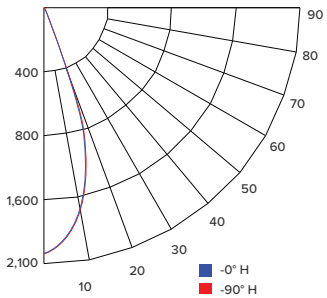

CANDLE POWER SUMMARY

Degress Vertical	0°
0	2297
5	2078
15	1210
25	368
35	79
45	36
55	20
65	11
75	6
85	5
90	5

ILLUMINANCE AT A DISTANCE

Distance to Target Plane	Center Beam Footcandles	Beam Diameter
4′	143.5	2.6′
6′	63.8	3.9′
8′	35.8	5.2′
10′	22.9	6.5′

ZONAL LUMEN SUMMARY

Zone	Lumens	%Luminaire
0-30°	837.9	81.2
0-40°	917.0	88.8
0-60°	971.5	94.1
0-90°	996.1	96.5

© ELCO Lighting 2025. All rights reserved • RV1 April 2025 • ELCO Lighting reserves the right to make specification and design changes without notice.