ELCO Lighting

Project Name:
Fixture Type:
Date:

2″ KOTO™ MAX DOWNLIGHTING SYSTEM

6W-32W, 2700K-4000K, Up to 3500 lm, 120-277V



THE KOTO™ MAX SYSTEM

The high quality commercial grade downlight engineered to be shallow, taking less space than a regular recessed housing. With a lumen output up to 3,500 lumen, the module offers maximum flexibility, providing designers and architects with the necessary choices when laying out a project.

FEATURES

- Driver on frame: 120-277V, 0-10V/Triac/ELV dimming to 1%
- 18°, 25°, 38°, 60°, and 90° beam angle options
- Excellent color rendering 95+ CRI
- Works with ceiling thickness up to 1.25″
- Title 24 JA8-2022 E-Compliant. ENERGY STAR Certified
- Covered by U.S. PATENTS and Patents Pending

SET UP

1. Select a Frame or Remodel/Retrofit power pack.
2. Select a Koto™ MAX Module.
3. Select a Trim.



SPECIFICATIONS

Lumens/Wattage	750 lm (6W), 1000 lm (8W), 1250 lm (11W), 1500 lm (14W), 2000 lm (19W), 2500 lm (23W), 3000 lm (29W), 3500 lm (32W)
Voltage	120-277V
Color Temp.	2700K, 3000K, 3500K or 4000K
CRI	95+
Damp Location	UL Listed Adjustable Trims
Wet Location	UL Listed Fixed Trims
Dimming	0-10V/Triac/ELV (1%)
Beam Angle	18°, 25°, 38°, 60° & 90°

Finishes

All White · All Black · All Bronze

Black White Ring · Haze White Ring

2042 E. Vernon Ave., Vernon, CA 90058 • Tel (323) 231-2600 Fax (323) 231-3200 • elcolighting.com
© ELCO Lighting 2025. All rights reserved • RV1 April 2025 • ELCO Lighting reserves the right to make specification and design changes without notice.

PRODUCT NUMBER BUILDER

STEP 1. Specify Housing part number (Select one)

Example: E2CKTAF10DX

ITEM	SIZE/STYLE	FRAME	LUMEN/WATTAGE	VOLTAGE/DIMMING	EM OPTIONAL
E					
E	**2CKT** 2″ New Construction	**(Blank)** Plaster Frame[2]	**07**[4] 750 lm / 6W	**DX** 120-277V, 0-10V/Triac/ELV (1%)	**(Blank)** No EM
		AF Architectural Frame[3]	**10**[4] 1000 lm / 8W	**DAL**[6] 120-277V, eldoLED DALI-2 (0.1%)	**-EM**[7] 25W, 90 min battery backup
	CKTRM[1] Remodel/Retrofit	—	**12**[4] 1250 lm / 11W		**-EM3** 8W, 90 min battery backup
			15[4] 1500 lm / 14W		**-EM4** 15W, 90 min battery backup
			20[5] 2000 lm / 19W		
			25[5] 2500 lm / 23W		
			30[5] 3000 lm / 29W		
			35[5] 3500 lm / 32W		
	[1] Remodel is available up to 2500 lm, works with all size trims, no frame.	[2] Includes Hanger Bars. [3] Hanger bars ordered separately. **FB27** - 27″ Flat bars for wood construction. **CH26** - 26″ C-Channel bars for T-Bar ceiling.	[4] IC rated for direct contact with insulation, cUL up to 1500 lumens (14W). [5] Non IC, for use without insulation, or keep insulation 3″ away from fixture. 2000 (19W) - 3500 (32W) lumens.	[6] DALI-2 is available up to 2500 lm	[7] Cannot be used with 30 (29W) & 35 (32W) lumen options.

STEP 2. Specify Koto™ MAX LED Module part number (Select one)

Example: ECKT3527D-S

ITEM	COLOR TEMPERATURE	BEAM ANGLE
ECKT35		
ECKT35[1]	**27D** 2700K	**(Blank)**[2] 38°
	30D 3000K	**-S** 18°
	35D 3500K	**-N** 25°
	40D 4000K	**-W** 60°
		-E 90°
[1] ECKT35 module works with all Koto™ MAX housings & trims, for all sizes & lumen outputs.		[2] 38° installed on module with 25° & 60° included in the box.

Field Changeable Secondary Module Optics (Not Compatible with Koto Focus Module)

L45	L57	L46	L47	L49	L51	L52	L53	L54	L55	L50W	L50B
Black Hex Louver	White Hex Louver	Linear Lens	Spread Lens	Frosted Diffuser	CCT Reducer	Blue Color Shifter	Pink Color Shifter	Single Asymmetric	Double Asymmetric	White Snoot	Black Snoot

Koto Modules - Lumen Value Multiplier

CCT	Multiplier	Beam Angle	Multiplier
2700K	0.95	**18˚**	0.88
3000K	1	**25˚**	0.93
3500K	1.01	**38˚**	1
4000K	1.015	**60˚**	1.05
		90˚	0.95

© ELCO Lighting 2025. All rights reserved • RV1 April 2025 • ELCO Lighting reserves the right to make specification and design changes without notice.

PRODUCT NUMBER BUILDER

STEP 3. Specify Trim part number (Select one)

2″ KOTO™ CANLESS ROUND TRIMS



Style: **Fixed Deep Reflector**

Item: **EKCL2818W** (All White)
EKCL2818BB (All Black)
EKCL2818BZ (All Bronze)
EKCL2818B (Black/White Ring)
EKCL2818H (Haze/White Ring)



Style: **Adjustable Reflector**

Item: **EKCL2829W** (All White)
EKCL2829BB (All Black)
EKCL2829BZ (All Bronze)
EKCL2829B (Black/White Ring)
EKCL2829H (Haze/White Ring)



Style: **Adjustable Pinhole**

Item: **EKCL2827W** (All White)
EKCL2827BB (All Black)
EKCL2827BZ (All Bronze)
EKCL2827B (Black/White Ring)



Style: **Curved Reflector**

Item: **EKCL2872W** (All White)
EKCL2872B (All Black)



Style: **Sleek Reflector**

Item: **EKCL2863W** (All White)
EKCL2863BB (All Black)



Style: **Sleek Wall Wash Reflector**

Item: **EKCL2883W** (All White)
EKCL2883BB (All Black)

2″ KOTO™ CANLESS SQUARE TRIMS



Style: **Fixed Deep Reflector**

Item: **EKCL2518W** (All White)
EKCL2518BB (All Black)
EKCL2518B (Black/White Ring)



Style: **Adjustable Reflector**

Item: **EKCL2529W** (All White)
EKCL2529BB (All Black)
EKCL2529B (Black/White Ring)



Style: **Adjustable Pinhole**

Item: **EKCL2527W** (All White)
EKCL2527BB (All Black)
EKCL2527B (Black/White Ring)



Style: **Square Reflector**

Item: **EKCL2541W** (All White)
EKCL2541BB (All Black)
EKCL2541B (Black/White Ring)

© ELCO Lighting 2025. All rights reserved • RV1 April 2025 • ELCO Lighting reserves the right to make specification and design changes without notice.

PRODUCT DIMENSIONS

KOTO™ MAX FRAMES AND REMODEL/RETROFIT POWER PACK

E2CKT
KOTO™ MAX 2″ NEW CONSTRUCTION PLASTER FRAME

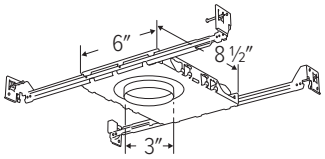



Hanger Bars Included

ECKTRM
KOTO™ MAX REMODEL/RETROFIT POWER PACK

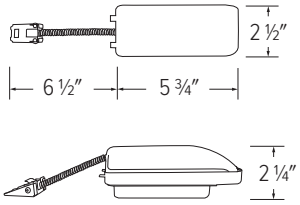



E2CKTAF
KOTO™ MAX 2″ NEW CONSTRUCTION ARCHITECTURAL FRAME

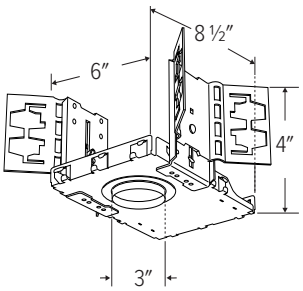



Hanger Bars ordered separately

Hanger Bars for Koto™ MAX Architectural Frames



27″ Flat Hanger Bars for Wood Construction (Set of 2)
FB27



26″ C-Channel Hanger Bars for T-Bar Ceilings (Set of 2)
CH26

KOTO™ MAX LED LIGHT ENGINE

ECKT35
KOTO™ MAX LED COMMERCIAL MODULE

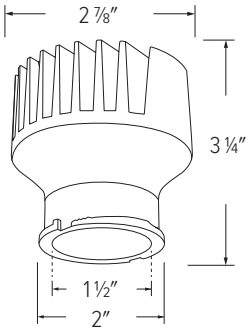



© ELCO Lighting 2025. All rights reserved • RV1 April 2025 • ELCO Lighting reserves the right to make specification and design changes without notice.

PRODUCT DIMENSIONS

KOTO™ CANLESS ROUND TRIMS

EKCL2818 - 2″ ROUND DEEP REFLECTOR

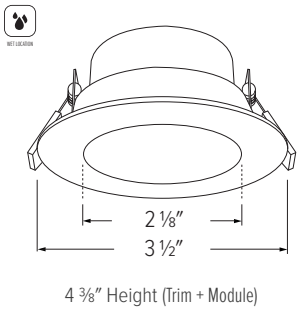

4 3⁄8″ Height (Trim + Module)

W (All White)



B (Black/White)



BB (All Black)

H (Haze/White)



BZ (All Bronze)

EKCL2829 - 2″ ROUND ADJUSTABLE REFLECTOR

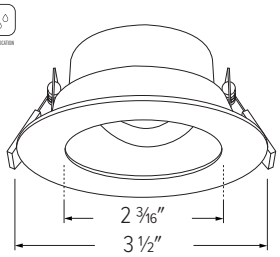

4 1⁄8″ Height (Trim + Module)
360° Rotation - 30° Tilt



W (All White)



B (Black/White)



BB (All Black)



H (Haze/White)



BZ (All Bronze)

EKCL2827 - 2″ ROUND ADJUSTABLE PINHOLE

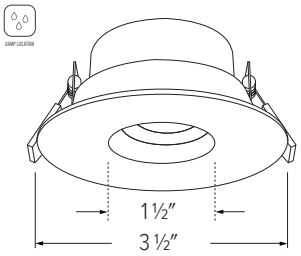

4 1⁄8″ Height (Trim + Module)
360° Rotation - 30° Tilt



W (All White)



BZ (All Bronze)



BB (All Black)



B (Black/White)

EKCL2872 - 2″ ROUND CURVED REFLECTOR

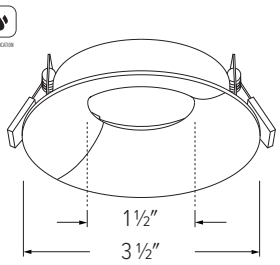

4″ Height (Trim + Module)

W (All White)



B (All Black)

EKCL2863 - 2″ ROUND SLEEK REFLECTOR

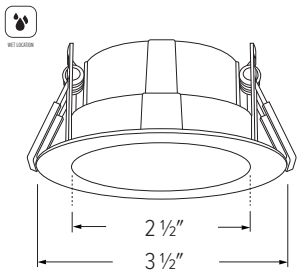

4 3⁄8″ Height (Trim + Module)

W (All White)



BB (All Black)

EKCL2883 - 2″ ROUND SLEEK WALL WASH REFLECTOR

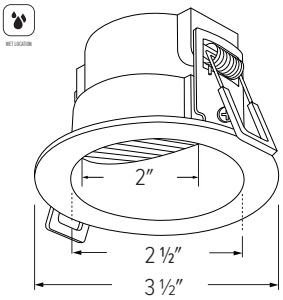

W (All White)



BB (All Black)

© ELCO Lighting 2025. All rights reserved • RV1 April 2025 • ELCO Lighting reserves the right to make specification and design changes without notice.

PRODUCT DIMENSIONS

KOTO™ CANLESS SQUARE TRIMS

EKCL2518 - 2″ SQUARE DEEP REFLECTOR

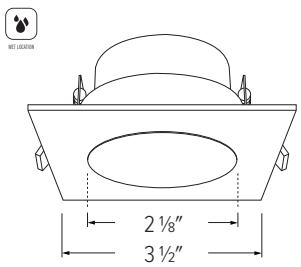

4 3⁄8″ Height (Trim + Module)



W (All White)

BB (All Black)

B (Black/White)

EKCL2529 - 2″ SQUARE ADJUSTABLE REFLECTOR

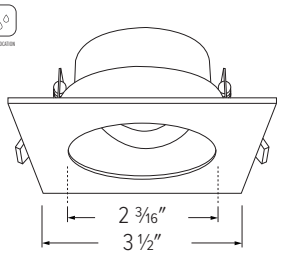

4 1⁄8″ Height (Trim + Module)
359° Rotation - 30° Tilt



W (All White)

BB (All Black)

B (Black/White)

EKCL2527 - 2″ SQUARE ADJUSTABLE PINHOLE

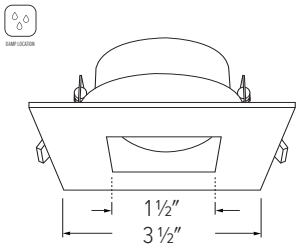

4 1⁄8″ Height (Trim + Module)
359° Rotation - 30° Tilt



W (All White)

BB (All Black)

B (Black/White)

EKCL2541 - 2″ SQUARE REFLECTOR

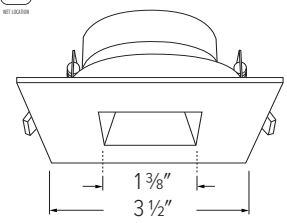

4 3⁄8″ Height (Trim + Module)



W (All White)

BB (All Black)

B (Black/White)

© ELCO Lighting 2025. All rights reserved • RV1 April 2025 • ELCO Lighting reserves the right to make specification and design changes without notice.

ACCESSORIES

LENS & OPTICS (field changeable)

FIELD CHANGEABLE LENS		HEX LOUVER	LINEAR LENS	SPREAD LENS
				
EP731C (18°) / **EP732C** (25°) **EP733C** (38°) / **EP734C** (60°)	**EP739C** (90°)	**L45** (Black) / **L57** (White) For a better glare shield	**L46** For a wide rectangular illumination pattern	**L47** For a symmetrical broadening of light beams

FROSTED DIFFUSER	COLOR SHIFTERS	SINGLE ASYMMETRIC LENS	DOUBLE ASYMMETRIC LENS	SNOOTS
				
L49 For a softer light	**L51** (Color temp. reducer) **L52** (Blue) / **L53** (Pink)	**L54** For elliptical illumination pattern	**L55** For elliptical illumination pattern	**L50W** (White) / **L50B** (Black) Reduces glare and light spill

FIRE RATED PRODUCTS

1-HOUR FIRE ENCLOSURE FOR RECESSED FIXTURES	MICA ADHESIVE FIRE TAPE FOR FIRE ENCLOSURE	2-HOUR FIRE COVER FOR RECESSED FIXTURES
		
FIREENCL Standard - 9″ H x 20 ⅜″ L x 14 ⅜″ W **FIREENCL-S** Shallow (-S) - 7 ¼″ H x 16″ L x 14 ⅜″ W Provides fire barrier around recessed lights. ETL approved 1-hour fire rating. Meets UL 263, ASTM E119 Specifications. To be used with Mica Tape to seal the power feeding point. (FIRETAPE sold separately)	**FIRETAPE** ¾″ W x 16′ L Fire proof mica adhesive tape helps seal the power feeding point on Fire Enclosure. Offers outstanding high temperature and flame resistance, and provides excellent electrical insulation.	**FIRECVR** 9 ¾″ H x 17″ O.D. x 13″ I.D. Made of heat activated intumescent material. UL approved for most ceiling types: sheetrock drywall, gypsum & acoustical tiles. UL Rated enclosure stops flame spread and heat transmission for up to 2 hours.

EMERGENCY BATTERY BACKUP

EMERGENCY BATTERY BACKUP

KEM-ERT 90 minutes of emergency operation. Input: 100-277VAC, 50/60Hz., 25W Max Output: 170VDC, 25W Charging time: 36 hours cUL listed - Suitable for damp location

© ELCO Lighting 2025. All rights reserved • RV1 April 2025 • ELCO Lighting reserves the right to make specification and design changes without notice.

TECHNICAL DETAILS

Optics: PC lens diffuses light evenly throughout while reducing glare with LED COB technology.

Construction: IC rated for direct contact with insulation for 750 lm (6W), 1000 lm (8W), 1250 lm (11W) & 1500 lm (14W) outputs. Non IC rated for 2000 lm (19W), 2500 lm (23W), 3000 lm (29W), & 3500 lm (32W) outputs.

Construction (Light Engine): Diecast aluminum body with heat fins allow for efficient cooling.

Installation (Frame): High strength hanger bars can easily be nailed to joists. Suitable for T-grid and drop ceiling applications. See installation sheet for detailed information.

Hanger Bars: Pre-installed hanger bars with True Nail easy installation in regular lumber, engineered lumber, and laminated beams. Integral T-bar slots for easy installation in T-bars. Spans up 24" and can be repositioned 90º. Score lines allow for tool-free hanger bar size reduction. Integral leveling flange allows for single-person installation while easily aligning the housings with the joists.

Hanger bars ordered separately for Architectural Frame. 27" Flat bars for wood construction (FB27) and 26" C-Channel bars for T-bar ceiling (CH26) available.

Installation (Light Engine): Twist-On design for tool-less trim installation, for use with Canless Koto™ trims only. Can be used with New Construction Plaster and Architectural Frames or Remodel/Retrofit Koto™ MAX Power Pack.

LED Technology: Extremely accurate Color Rendering Index (CRI) of 95+. Lumen Maintenance of 50,000 hours L70 Life span based on LM80 standardized test results. Superior Thermal Management by utilizing integrated heat sink. Instant On to Full Brightness technology. No LED pixelation.

Electrical: Driver is rated for 120-277V input. High Efficiency driver with a power factor >0.95.

Dimming: Triac/ELV/0-10V dimming (1%)

Emergency Battery Pack: Optional 25W MAX. 90 minute battery backup 2″, 3″, 4″ & 6″ accessible from below.

Listings: UL and cUL Listed for Damp Location with Damp Location trims and Wet Location with Wet Location trims. IC Rated for direct contact with insulation up to 14W. Non-IC for 19W-32W. Light engine is thermally protected. RoHS Compliant. Title 24 JA8-2022 E-Compliant.

Warranty: ELCO Products are built to last with a 5-year Limited warranty.

© ELCO Lighting 2025. All rights reserved • RV1 April 2025 • ELCO Lighting reserves the right to make specification and design changes without notice.

DIMMER COMPATIBILITY CHART

FOR REFERENCE ONLY

Testing conducted by ELCO Lighting is not a substitute for and does not imply certification by an independent laboratory or any other standards certification. Refer to manufacturer specifications for more detailed information on product certifications and standards. Consult the dimmer manufacturer prior to installation to ensure compatibility.

MANUFACTURER	PRODUCT	PART NUMBER	DIMMED LIGHT OUTPUT RANGE
120V - Triac/ELV Dimmers for E2CKT Series, E2CKTAF Series, E2CKTRM Series, E3CKT Series, E3CKTAF Series, E3CKTRM Series, E4CKT Series, E4CKTAF Series, E4CKTRM Series, E6CKT Series, E6CKTAF Series, E6CKTRM Series			
Leviton	120V AC 60Hz, 300W Electronic Low Voltage, 400 Volt Amp, Single Pole, 3-Way	IPE04	1% - 100%
	120V AC 60Hz, 300W CFL or 600W Incandescent, 400 Volt Amp, Single Pole, 3-Way	6673-10W	1% - 100%
	120V AC, 600W Incandescent with LED Locator, Single Pole, 3-Way	VP106	1% - 100%
	120V AC 60Hz, 500W Incandescent with LED Level Indicator, Single Pole, 3-Way	6161	1% - 100%
	120V AC, 150W LED/CFL or 600W Incandescent, Single Pole, 3-Way	6674	1% - 100%
Lutron	120V AC, 150W LED/CFL or 600W Incandescent/Halogen, Single Pole, 3-Way	RRD-6CL	1% - 100%
	120V AC 60Hz, 150W LED/CFL/Incandescent/Halogen, Single Pole, 3-Way	DVCL-153P	1% - 100%
	120V 60Hz, 150W LED/CFL or 600W Incandescent/Halogen, Single Pole, 3-Way	TGCL-153P	1% - 100%
	120V AC 60Hz, 300W Electronic Low Voltage, 3-Way, Commercial/Residential Application	DVELV-303P	1% - 100%
	120V, 600W Incandescent/Halogen, Single Pole, Residential Indoor Application	TG-600P	1% - 100%
	120V, 1000W Incandescent or 600W Magnetic Low Voltage, Single Pole, 3-Way	CT103P	1% - 100%
	120V AC 60Hz, 600W Electronic Low Voltage, Single Pole/Multi-Location	MAELV600	1% - 100%
	120V AC 60Hz, 500W Electronic Low Voltage, Single Pole/Multi-Location	FAELV500	1% - 100%
	120V AC 60Hz, 600W Incandescent/Halogen, Single Pole, Slide-to-Off Dimmer	S-600P	1% - 100%
	120V AC 60Hz, 150W LED/CFL or 600W Incandescent/Halogen, Single Pole, 3-Way	SCL-153P	1% - 100%
	Caséta® Wireless Dimmer	PD-6WCL	1% - 100%
	120V AC 60Hz, Low Voltage Load Type, 150W Single Pole	DVLV-600P	5% - 100%
	120V AC, 60Hz, 600W Incandescent/Halogen, Single Pole, 3-Way, Residential and Commercial Application	DV-603P	1% - 100%
	120V AC, 50/60Hz, 150W LED/CFL, 600W Incandescent/Halogen, Single Pole, 3-Way, Indoor Application	MA-PRO	1% - 100%
	120V AC 60Hz, 150W LED/CFL or 600W Incandescent/Halogen, Single Pole, 3-Way	MACL-153M	1% - 100%
Eaton	120V AC, 300W LED/CFL or 600W Incandescent/MLV/Halogen, Single Pole, 3-Way	TAL06P1-C1	1% - 100%
Cooper	120V AC 60Hz, 300W LED/CFL or 600W Incandescent/Halogen, Single Pole, 3-Way	SLC03P / DAL06P	1% - 100%
	120V AC 60Hz, 300W LED/CFL or 600W Incandescent, Single Pole, 3-Way, Residential	DLC03P	1% - 100%
	120V AC 60Hz, 600W Incandescent/Halogen, Single Pole, 3-Way	RI061-VW-K2	1% - 100%
	120V AC 60Hz, 300W LED/CFL/ Incandescent/Halogen, Single Pole, 3-Way	AAL06A-C2	1% - 100%
Lightolier	120V, 260W Incandescent/Halogen, Single Pole, 3-Way	ZP260QEW	1% - 100%
0-10V Type Dimmers - 120/277V for E2CKT Series, E2CKTAF Series, E2CKTRM Series, E3CKT Series, E3CKTAF Series, E3CKTRM Series, E4CKT Series, E4CKTAF Series, E4CKTRM Series, E6CKT Series, E6CKTAF Series, E6CKTRM Series			
Lutron	120/277V AC, 0-10V LED/CFL Ballast, Single Pole, 3-Way	NFTV	1% - 100%
	120/277V AC, 0-10V, Single Pole, 3-Way, Commercial and Residential, Indoor Application	DVSTV	1% - 100%
	120/277V AC 50/60Hz, 0-10V LED/CFL Ballast, Single Pole, 3-Way, Indoor Application	DVTV	1% - 100%
Leviton	120/277V AC 60Hz, 0-10V LED/CFL Ballast, Single Pole, 3-Way	IP710-DL	1% - 100%

*NOTE: Refer to dimmer manufacturer's documentation for installation instructions and circuit details

Disclaimer: Minimum and maximum loads for LEDs and CFLs are given in number of lamps and may vary depending on the lamp being used. Testing conducted by ELCO Lighting is not a substitute for and does not imply certification by an independent laboratory or any other standards certification. Refer to manufacturer specifications for more detailed information on product certifications and standards.

Integrating our lighting with your Smart Home System is a breeze. Simply check your Smart Home system for compatible smart switches and cross refrence that with our Dimming Compatibility Chart. Once the switches are integrated with your Smart Home system your lights will be ready to go.

amazon alexa | Google Assistant | Apple HomeKit | INSTEON | LUTRON | wemo

© ELCO Lighting 2025. All rights reserved • RV1 April 2025 • ELCO Lighting reserves the right to make specification and design changes without notice.

KOTO™ MAX LED MODULE

PHOTOMETRIC REPORT

Product #: ECKT3530D (EXCKT07DX)
Wattage / Lumens: 5.83W / 736.6 lm
Luminaire LPW: 126.35 lm/W

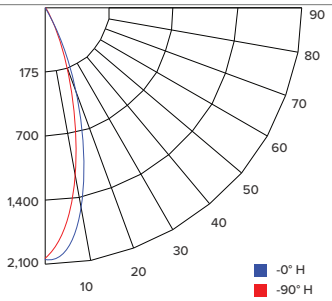

CANDLE POWER SUMMARY

Degress Vertical	0°
0	2047
5	1987
15	1279
25	434
35	78
45	34
55	23
65	13
75	6
85	2
90	2

ILLUMINANCE AT A DISTANCE

Distance to Target Plane	Center Beam Footcandles	Beam Diameter
4′	128	2.3′
6′	56.9	3.4′
8′	32.0	4.5′
10′	20.5	5.7′

ZONAL LUMEN SUMMARY

Zone	Lumens	%Luminaire
0-30°	629.3	85.5
0-40°	672.8	91.4
0-60°	716.1	97.3
0-90°	735.9	100

PHOTOMETRIC REPORT

Product #: ECKT3530D (EXCKT10DX)
Wattage / Lumens: 7.44W / 996.7 lm
Luminaire LPW: 133.97 lm/W

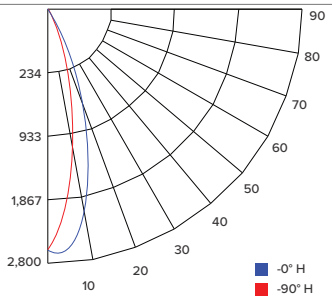

CANDLE POWER SUMMARY

Degress Vertical	0°
0	2656
5	2639
15	1745
25	638
35	116
45	44
55	30
65	16
75	7
85	2
90	2

ILLUMINANCE AT A DISTANCE

Distance to Target Plane	Center Beam Footcandles	Beam Diameter
4′	166	2.3′
6′	73.8	3.4′
8′	41.5	4.6′
10′	26.6	5.7′

ZONAL LUMEN SUMMARY

Zone	Lumens	%Luminaire
0-30°	849.6	85.3
0-40°	915.4	91.9
0-60°	972.0	97.6
0-90°	995.8	100

PHOTOMETRIC REPORT

Product #: ECKT3530D (EXCKT12DX)
Wattage / Lumens: 10.11W / 1250.5 lm
Luminaire LPW: 123.69 lm/W

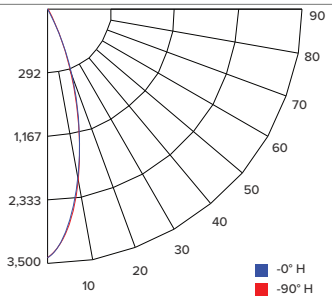

CANDLE POWER SUMMARY

Degress Vertical	0°
0	3389
5	3047
15	1678
25	415
35	93
45	53
55	39
65	26
75	16
85	13
90	12

ILLUMINANCE AT A DISTANCE

Distance to Target Plane	Center Beam Footcandles	Beam Diameter
4′	212	2.3
6′	94.2	3.4
8′	53.0	4.6
10′	33.9	5.7

ZONAL LUMEN SUMMARY

Zone	Lumens	%Luminaire
0-30°	1,033.0	82.6
0-40°	1,107.6	88.6
0-60°	1,192.2	95.4
0-90°	1,249.9	100

PHOTOMETRIC REPORT

Product #: ECKT3530D (EXCKT15DX)
Wattage / Lumens: 12.89W / 1499.5 lm
Luminaire LPW: 116.33 lm/W

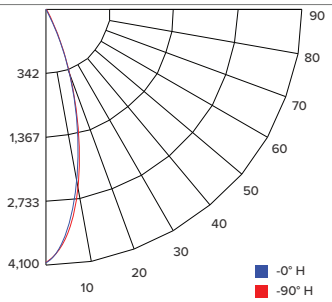

CANDLE POWER SUMMARY

Degress Vertical	0°
0	4067
5	3657
15	2013
25	498
35	112
45	64
55	47
65	31
75	19
85	15
90	14

ILLUMINANCE AT A DISTANCE

Distance to Target Plane	Center Beam Footcandles	Beam Diameter
4′	254	2.3
6′	113	3.4
8′	63.6	4.6
10′	40.7	5.7

ZONAL LUMEN SUMMARY

Zone	Lumens	%Luminaire
0-30°	1,239.6	82.6
0-40°	1,329.1	88.6
0-60°	1,430.7	95.4
0-90°	1,499.9	100

© ELCO Lighting 2025. All rights reserved • RV1 April 2025 • ELCO Lighting reserves the right to make specification and design changes without notice.

KOTO™ MAX LED MODULE

PHOTOMETRIC REPORT

Product #: ECKT3530D (EXCKT20DX)
Wattage / Lumens: 18.3W / 1992 lm
Luminaire LPW: 108.85 lm/W

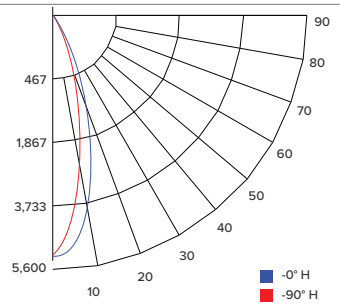

Degress Vertical	0°
0	5310
5	5026
15	3081
25	985
35	190
45	94
55	67
65	40
75	21
85	12
90	12

ILLUMINANCE AT A DISTANCE

Distance to Target Plane	Center Beam Footcandles	Beam Diameter
4′	332	2.2
6′	148	3.3
8′	83.0	4.4
10′	53.1	5.5

ZONAL LUMEN SUMMARY

Zone	Lumens	%Luminaire
0-30°	1,665.0	83.6
0-40°	1,794.8	90.1
0-60°	1,920.3	96.4
0-90°	1,991.3	100

PHOTOMETRIC REPORT

Product #: ECKT3530D (EXCKT25DX)
Wattage / Lumens: 21.76W / 2547.9 lm
Luminaire LPW: 117.09 lm/W

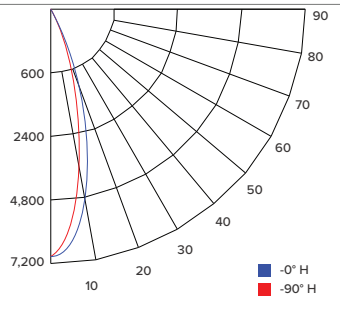

Degress Vertical	0°
0	7057
5	6670
15	4097
25	1282
35	242
45	116
55	82
65	50
75	26
85	14
90	14

ILLUMINANCE AT A DISTANCE

Distance to Target Plane	Center Beam Footcandles	Beam Diameter
4′	441	2.3
6′	196	3.4
8′	110	4.5
10′	70.6	5.6

ZONAL LUMEN SUMMARY

Zone	Lumens	%Luminaire
0-30°	2,158.0	84.7
0-40°	2,309.7	90.7
0-60°	2,464.4	96.7
0-90°	2,547.0	100

PHOTOMETRIC REPORT

Product #: ECKT3530D (EXCKT30DX)
Wattage / Lumens: 28.6W / 2997.8 lm
Luminaire LPW: 104.82 lm/W

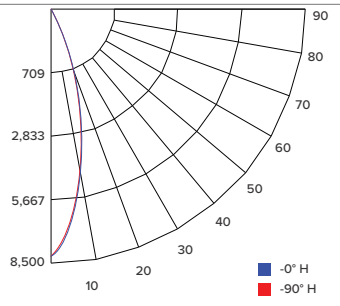

Degress Vertical	0°
0	8295
5	7488
15	4204
25	1168
35	233
45	132
55	91
65	51
75	23
85	13
90	12

ILLUMINANCE AT A DISTANCE

Distance to Target Plane	Center Beam Footcandles	Beam Diameter
4′	518	2.3
6′	230	3.4
8′	130	4.5
10′	82.9	5.7

ZONAL LUMEN SUMMARY

Zone	Lumens	%Luminaire
0-30°	2,548.4	85
0-40°	2,723.7	90.9
0-60°	2,904.1	96.9
0-90°	2,996.9	100

PHOTOMETRIC REPORT

Product #: ECKT3530D (EXCKT35DX)
Wattage / Lumens: 31.55W / 3212.8 lm
Luminaire LPW: 101.83 lm/W

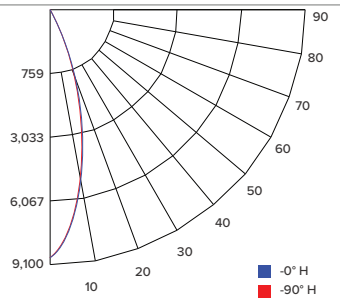

Degress Vertical	0°
0	8887
5	8023
15	4504
25	1252
35	250
45	141
55	98
65	54
75	25
85	14
90	13

ILLUMINANCE AT A DISTANCE

Distance to Target Plane	Center Beam Footcandles	Beam Diameter
4′	555	2.3
6′	247	3.4
8′	139	4.5
10′	88.9	5.7

ZONAL LUMEN SUMMARY

Zone	Lumens	%Luminaire
0-30°	2,730.5	85
0-40°	2,918.2	90.9
0-60°	3,111.5	96.9
0-90°	3,211.0	100

© ELCO Lighting 2025. All rights reserved • RV1 April 2025 • ELCO Lighting reserves the right to make specification and design changes without notice.

KOTO™ MAX LED MODULE

PHOTOMETRIC REPORT

Product #: ECKT3540D (EXCKT07DX)
Wattage / Lumens: 5.83W / 795.8 lm
Luminaire LPW: 136.5 lm/W

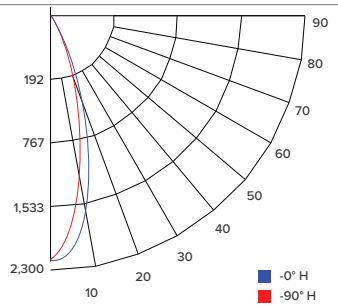

CANDLE POWER SUMMARY	
Degress Vertical	0°
0	2211
5	2146
15	1381
25	468
35	84
45	36
55	25
65	14
75	6
85	3
90	2

ILLUMINANCE AT A DISTANCE		
Distance to Target Plane	Center Beam Footcandles	Beam Diameter
4′	138	2.3
6′	61.4	3.4
8′	34.5	4.5
10′	22.1	5.7

ZONAL LUMEN SUMMARY		
Zone	Lumens	%Luminaire
0-30°	679.6	85.5
0-40°	726.6	91.4
0-60°	773.4	97.3
0-90°	794.7	100

PHOTOMETRIC REPORT

Product #: ECKT3540D (EXCKT10DX)
Wattage / Lumens: 7.44W / 1076.6 lm
Luminaire LPW: 144.7 lm/W

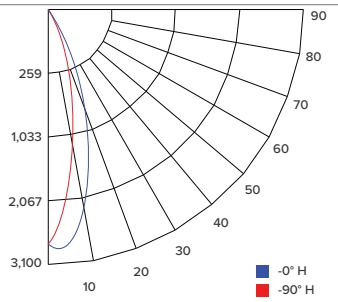

CANDLE POWER SUMMARY	
Degress Vertical	0°
0	2868
5	2850
15	1884
25	690
35	125
45	48
55	33
65	18
75	7
85	3
90	2

ILLUMINANCE AT A DISTANCE		
Distance to Target Plane	Center Beam Footcandles	Beam Diameter
4′	179	2.3
6′	79.7	3.4
8′	44.8	4.6
10′	28.7	5.7

ZONAL LUMEN SUMMARY		
Zone	Lumens	%Luminaire
0-30°	917.6	85.3
0-40°	988.6	91.9
0-60°	1,049.8	97.6
0-90°	1,075.5	100

PHOTOMETRIC REPORT

Product #: ECKT3540D (EXCKT12DX)
Wattage / Lumens: 10.11W / 1350.5 lm
Luminaire LPW: 133.58 lm/W

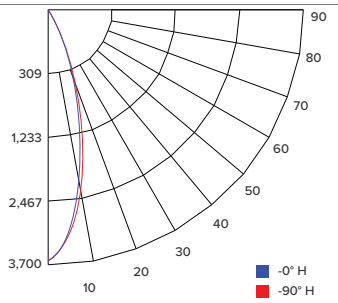

CANDLE POWER SUMMARY	
Degress Vertical	0°
0	3661
5	3291
15	1812
25	448
35	101
45	57
55	42
65	28
75	17
85	14
90	13

ILLUMINANCE AT A DISTANCE		
Distance to Target Plane	Center Beam Footcandles	Beam Diameter
4′	229	2.3
6′	102	3.4
8′	57.2	4.6
10′	36.6	5.7

ZONAL LUMEN SUMMARY		
Zone	Lumens	%Luminaire
0-30°	1,115.6	82.6
0-40°	1,196.2	88.6
0-60°	1,287.6	95.4
0-90°	1,349.9	100

PHOTOMETRIC REPORT

Product #: ECKT3540D (EXCKT15DX)
Wattage / Lumens: 12.89W / 1619.6 lm
Luminaire LPW: 125.65 lm/W

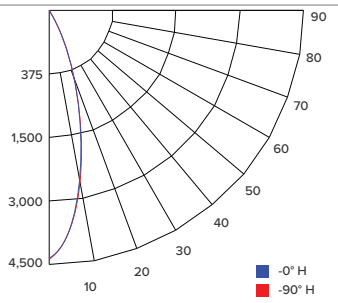

CANDLE POWER SUMMARY	
Degress Vertical	0°
0	4393
5	3949
15	2174
25	538
35	121
45	69
55	50
65	34
75	20
85	16
90	16

ILLUMINANCE AT A DISTANCE		
Distance to Target Plane	Center Beam Footcandles	Beam Diameter
4′	275	2.3
6′	122	3.4
8′	68.6	4.6
10′	43.9	5.7

ZONAL LUMEN SUMMARY		
Zone	Lumens	%Luminaire
0-30°	1,338.7	82.6
0-40°	1,435.4	88.6
0-60°	1,545.1	95.4
0-90°	1,619.9	100

© ELCO Lighting 2025. All rights reserved • RV1 April 2025 • ELCO Lighting reserves the right to make specification and design changes without notice.

KOTO™ MAX LED MODULE

PHOTOMETRIC REPORT

Product #: ECKT3540D (EXCKT20DX)
Wattage / Lumens: 18.3W / 2151.9 lm
Luminaire LPW: 117.59 lm/W

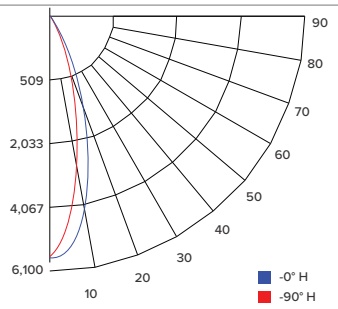

CANDLE POWER SUMMARY	
Degress Vertical	0°
0	5735
5	5428
15	3328
25	1063
35	205
45	101
55	72
65	43
75	23
85	13
90	13

ILLUMINANCE AT A DISTANCE		
Distance to Target Plane	Center Beam Footcandles	Beam Diameter
4′	358	2.2
6′	159	3.3
8′	89.6	4.4
10′	57.3	5.5

ZONAL LUMEN SUMMARY		
Zone	Lumens	%Luminaire
0-30°	1,798.2	83.6
0-40°	1,938.4	90.1
0-60°	2,073.9	96.4
0-90°	2,150.6	100

PHOTOMETRIC REPORT

Product #: ECKT3540D (EXCKT25DX)
Wattage / Lumens: 21.76W / 2751.7 lm
Luminaire LPW: 126.46 lm/W

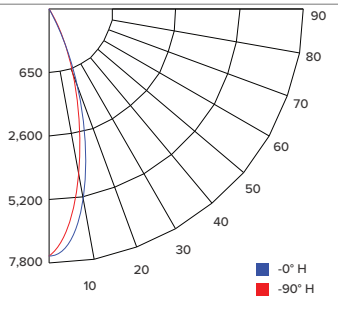

CANDLE POWER SUMMARY	
Degress Vertical	0°
0	7621
5	7204
15	4424
25	1385
35	261
45	126
55	89
65	54
75	28
85	16
90	15

ILLUMINANCE AT A DISTANCE		
Distance to Target Plane	Center Beam Footcandles	Beam Diameter
4′	476	2.3
6′	212	3.4
8′	119	4.5
10′	76.2	5.6

ZONAL LUMEN SUMMARY		
Zone	Lumens	%Luminaire
0-30°	2,330.6	84.7
0-40°	2,494.4	90.7
0-60°	2,661.5	96.7
0-90°	2,750.8	100

PHOTOMETRIC REPORT

Product #: ECKT3540D (EXCKT30DX)
Wattage / Lumens: 28.6W / 3237.6 lm
Luminaire LPW: 113.20 lm/W

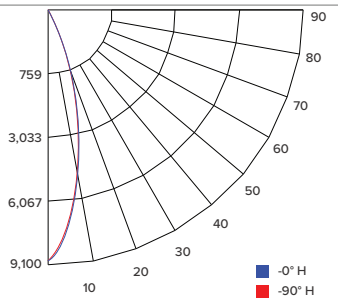

CANDLE POWER SUMMARY	
Degress Vertical	0°
0	8958
5	8087
15	4540
25	1262
35	252
45	142
55	98
65	55
75	25
85	14
90	13

ILLUMINANCE AT A DISTANCE		
Distance to Target Plane	Center Beam Footcandles	Beam Diameter
4′	560	2.3
6′	249	3.4
8′	140	4.5
10′	89.6	5.7

ZONAL LUMEN SUMMARY		
Zone	Lumens	%Luminaire
0-30°	2,752.3	85
0-40°	2,941.6	90.9
0-60°	3,136.4	96.9
0-90°	3,236.7	100

PHOTOMETRIC REPORT

Product #: ECKT3540D (EXCKT35DX)
Wattage / Lumens: 31.55W / 3469.9 lm
Luminaire LPW: 109.99 lm/W

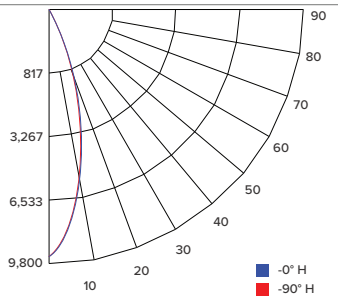

CANDLE POWER SUMMARY	
Degress Vertical	0°
0	9598
5	8665
15	4865
25	1352
35	270
45	153
55	105
65	59
75	27
85	15
90	14

ILLUMINANCE AT A DISTANCE		
Distance to Target Plane	Center Beam Footcandles	Beam Diameter
4′	600	2.3
6′	267	3.4
8′	150	4.5
10′	96	5.7

ZONAL LUMEN SUMMARY		
Zone	Lumens	%Luminaire
0-30°	2,948.9	85
0-40°	3,151.7	90.9
0-60°	3,360.4	96.9
0-90°	3,467.9	100

© ELCO Lighting 2025. All rights reserved • RV1 April 2025 • ELCO Lighting reserves the right to make specification and design changes without notice.